

EI-10T

Balancing Machine

Datasheet

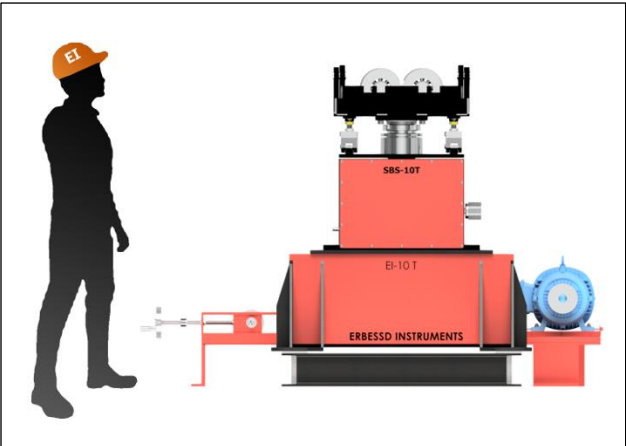
EI-10T Balancing Machine can balance all kinds of rotors up to 10 tons. Whether they are rollers, electric rotors, crankshafts, fans and more, its **Soft Bearing Suspensions** are strong & light to allow high sensitivity

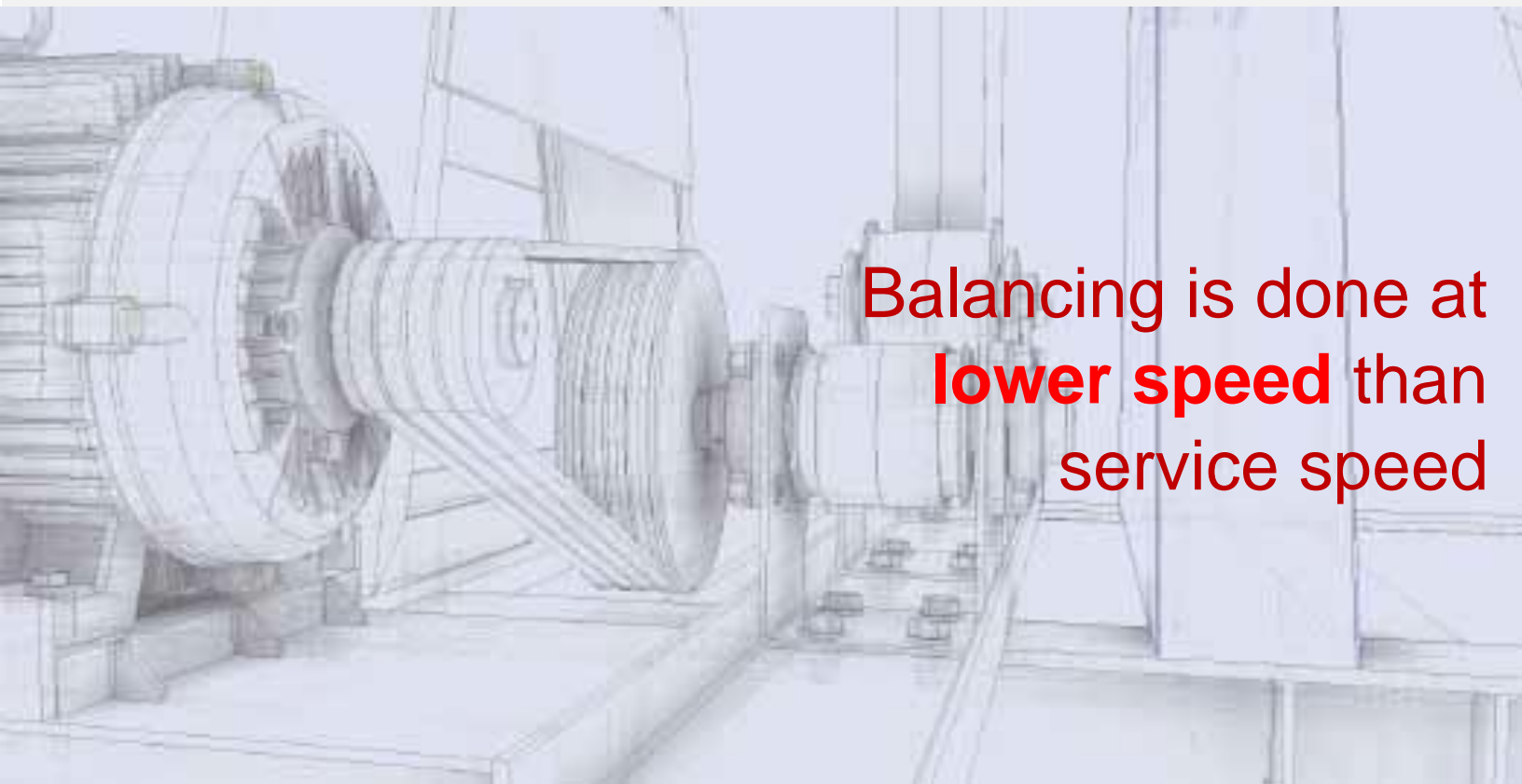
Characteristics

- 2-Plane balancing without trial weights (SBS).
- Variable speed (speed driver included).
- Easy Adjustable pulleys (manually).
- 3 liberty axes on each pedestal.
- Simple settings for transmission set & pedestals.
- 2 Separable bench-frames with levelers.
- Soft bearing suspensions to minimize mechanical losses.
- Axial supports included.
- Auto-aligned rollers.
- Sealed accelerometers to avoid corrosion.
- Autocalibration for interface and sensors.
- Very Low balancing speed.
- SBS prepared to use Negative Load Supports (optional).
- Control module & balancing kits (optionals).

Technical Specs

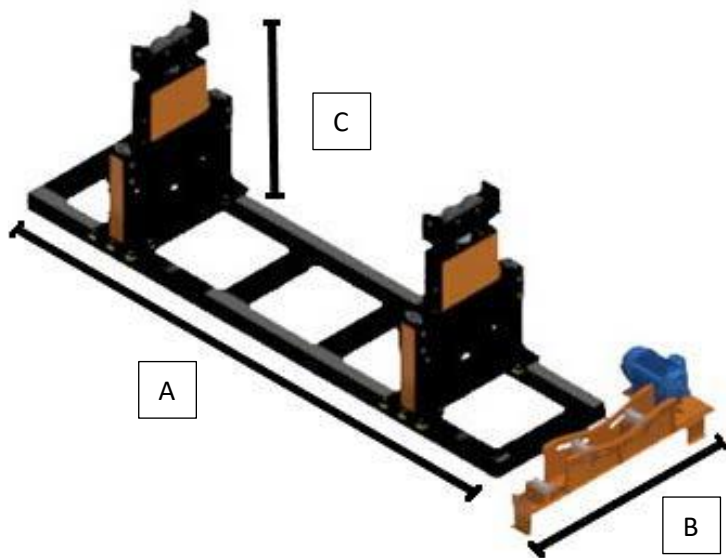
Min-Max Load to Balance using SBS method	500 – 10,000 kg / 1.1 - 22 klb
Maximum Load per Pedestal	5000 kg / 11 klb
Maximum Rotor Diameter with Transmission in – out of pedestals	1750 – 2200 mm / 68 – 86 in
Dimensions Long X Width X Height (2 separable bench frames for long rotors)	(2x)2000 x 2241 x 1650 mm / (2x)78.7 x 88 x 65 in
Weight of machine (standard package)	1810 kg / 3.99 klb
Max. SBS oscillation displ. (Pk-Pk)	90 mm / 3.5 in
Min-Max shaft diameter (Recommended)	24 - 450 mm / 0.9 – 17.7 in
Max. elevation height for SBS leveler	50 mm / 2 in
Min-Max dist. between pedestals with the 2 benches together	700 - 3000 mm / 28 - 118 in
Transmission type & belt width	Flat belt – 102 mm / 4 in
Lubrication	Type-I (manual)
Precision	+/- 0.01 mm/s – G0.4
Accelerometer Sensitivity	100mV/G (opt. 500mV/G)
ISO 2953 Seq. Unbal. Reduction	95%
Residual Imbalance (mechanics ++)	1 g.mm/kg
Motor features	15 kW – 20 hp, 220-440V, 3ph, 4p
VFD / Speed Inverter (select voltage 220V or 440V with PO)	Included 15 kW / 20 hp
Min. Balancing Speed RPM using SBS	350 RPM
SBS Calibration Coeff. (with NLS)	80 (+25)






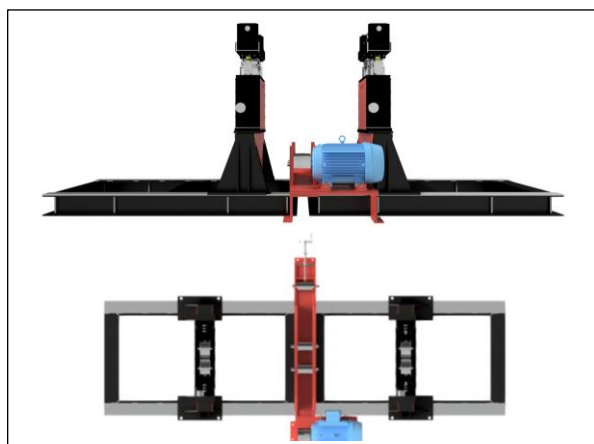
Balancing is done at
lower speed than
service speed

Mounting Configurations



Dimensions

A	4000 mm / 157.5 in
B	2241 mm / 88.2 in
C	1650 mm / 65 in



Configuration for long rotors when bench frames are separated.

DigivibeMX M10

An **easy-to-use** system designed specifically for all our **Balancing Machines**.

The software includes 2 balancing modes:

- No-trial weights (SBS)
- Influence Coefficients (with trial weights, in-situ balancing).



Software Features

- Balancing without Trial Weights (SBS).
- Balancing Calculator ultra-easy-to-use.
- Plug&Play DAQ interface.
- Balance speeds from 120 to 150'000 RPM.
- Manual and Guides in English.
- 2 Polar charts.
- Balancing Reports with tendency graphs.
- Compatible with other formats (ANL, ASCII, WAV).
- 2 Accelerometers + 1 tachometer included.
- 3 Activation license, NO annual fee.

* tablet not included in the standard kit.

Includes:

1x 4-Channel Interface
INT4-GX400



2x Accelerometers
AC500-2P



1x Laser Tachometer
OP20-5P



3 LEMO 5-pin Connectors
2-plane simultaneous readings
Up to 4 mono-axial accelerometers
Sample Rate: 48kHz
Protection grade: IP67
Power supply: 5V
Dimensions: 67x74x22mm
Weight: 100g

Dyn. Impact: 80G (max 5000G)
Freq. Resp: (+/- 3dB): 0.32Hz-13kHz
Sensitivity: 100mV/G +/- 10%
Power supply: 18-30V 5mA
Oper. Temp: -50°C a 121°C
Protection grade: IP68
Connector: 2-pin MIL
Weight: 50g Stainless (w/o mgnt)

Freq. Resp: 1 – 5000Hz
Power supply: 5V – 10mA
Oper. Distance: 20cm – 5m
Oper. Temp: -10 to 50°C
Protection: IP60 III
Analogic output
Weight: 60g
Material: Nylon

ERBESSD INSTRUMENTS®

WORLDWIDE toll-free (English)
+1-877-223-4606

ENGLISH (USA)
Sales, Service & Support Engineer
+1-518-874-2700
info@erbessdreliability.com

SPANISH & FRENCH
Ventas, Servicio & Soporte Técnico
+52 55-6280-7654 / +52 999-469-1603
info@erbessd-instruments.com

BUY ONLINE:
www.erbessd-instruments.com

ALL IMAGES ARE FOR ILLUSTRATIVE PURPOSES ONLY. THE FINAL PRODUCT MAY VARY DEPENDING
ON THE VERSION AND/OR THE IMPROVEMENTS MADE TO THE DEVICES OR COMPONENTS.