



SBS-150

SOFT BEARING SUSPENSION | Datasheet



Up to 150 kg with SBS-150

High precision balancing for
high loads at a very low cost

The **SBS-Series Soft Bearing Suspensions** are the heart of any precise **Balancing machine**.


Build your own balancing machine affordably, without sacrificing exceptional performance.

The **SBS-150** include an **elevation screw with a range of 40 mm (1.57 in)**. For a better contact between the journal and the rollers, the **SBS-150** has a swing system with a pitch of up to 10°. This allows a perfect contact to avoid damages to the journal rolling surface.

The **SBS-150** can support up to **150 kg, 75 kg each support**, and their slices allow **journal diameters up to 150 mm (5.90 in)**.

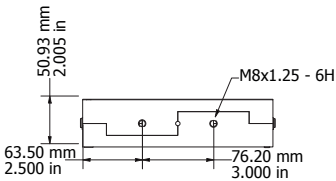
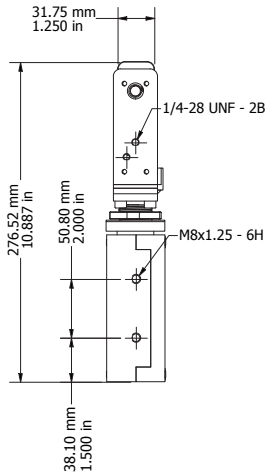
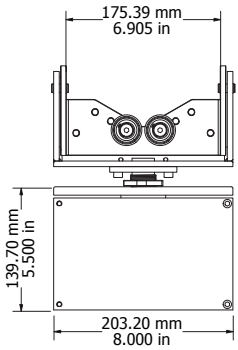
- >High sensitivity and accuracy
- >Lock system
- >Elevation screw
- >Compatible with any accelerometer
- >Blueprints of transmission system, pedestals and bench frame to build your own balancing machine





Balancings are done at higher frequencies than the resonance frequency of the suspensions

Technical Specs



Total load:
Max: 150 kg (330.69 lb)
Min: 0.25 kg (0.55 lb)



Dimensions:
204 x 51 x 273 mm
(8.03 x 2.00 x 10.74 in)



Weight:
7.5 kg (2.20 lb)/Unit



Lubrication:
Manual



Precision:
G0.4



Lock system:
Yes



Max SBS displacement:
20 mm (0.78 in)



Journal diameter:
Max: 150 mm (5.90 in)



Elevation screw:
40 mm (1.57 in)

Accessories

Increase the performance of your **SBS-150** with optional accessories.

DigivibeMX System



*computer not included

Dynamic balancing software on SBS or influence coefficients. Includes a four-channel interface, two accelerometers and a laser tachometer.

Surface PRO Tablet with case



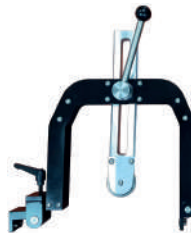
A Windows tablet ideal for dynamic balancing work using DigivibeMX, with a protective casing specially designed for industrial environments.

Control Module



Cabinet with control panel with start, stop, rotation change and rotation speed buttons. Compartments for PC and storage of your tools and balancing devices.

Negative Load Supports



Accessory recommended to secure cantilever-mounted rotors and components with high vibration levels, such as crankshafts. Each support is adjustable in height.

ERBESSD INSTRUMENTS®

WORLDWIDE toll-free:

+1-877-223-4606

ENGLISH:

Sales, Service & Tech Support

+1-518-874-2700

info@erbessdreliability.com

SPANISH & FRENCH:

Sales, Service & Tech Support

+52 (55) 6280-7654

info@erbessd-instruments.com

WEB SITE

www.erbessd-instruments.com

ALL THE IMAGES ARE FOR ILLUSTRATIVE PURPOSES ONLY. THE FINAL PRODUCT MAY VARY DEPENDING ON THE VERSION AND/OR THE CHANGES OR UPGRADES MADE TO THE PARTS AND COMPONENTS OF THE DEVICES

© 2018 ERBESSD INSTRUMENTS

SBS150-DS2022.0607.16